

SEW ON HOOK AND LOOP FASTENERS






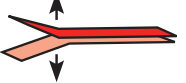
The perfect nylon fastener to sew on any fabric by hand or machine, yet so adaptable that other methods of attachment, besides sewing, are possible. These include

- Rivetted (e.g. to aluminium)
- Screwed (e.g. to steel)
- Nailed (e.g. to timber)
- Stapled (e.g. to cardboard).etc.

Rust & jam-free, it will out perform & outlast traditional fasteners.

SPECIFICATIONS						
COLOUR	16mm	20mm	25mm	38mm	50mm	100mm
BLACK	•	•	•	•	•	•
WHITE	•	•	•	•	•	•
BEIGE		•	•	•	•	•
LIGHT GREY		•	•		•	
SLATE GREY		•	•		•	
BROWN		•	•		•	
OLIVE GREEN		•	•	•	•	
COACHMAN GREEN		•	•		•	
YELLOW		•	•		•	
NAVY		•	•		•	
ROYAL BLUE		•	•		•	
RED		•	•		•	
PINKGLOW		•	•		•	
GREENGLOW		•	•		•	
YELLOWGLOW		•	•		•	
ORANGEGLOW		•	•		•	
PACKAGING:	25 metre rolls of either hook or loop Customer cutting service available					
<i>*Note: For actual colour refer to the Velcro Australia colour card.</i>						

HOOK AND LOOP CLOSURE PERFORMANCE

WHEEL CYCLE LIFE IN PEEL MODE.	SHEAR STRENGTH LENGTH WISE. P.S.I. AVERAGE	SHEAR STRENGTH WIDTH WISE. P.S.I. AVERAGE	CURVED SHEAR ON 4 1/2" RADIUS P.S.I. AVERAGE	TENSION OR LATCHING EFFECT P.S.I. AVERAGE	PEEL STRENGTH LENGTH WISE. P.I.W. AVERAGE
					
HIGH	14	10.5	28.0	6.5	1.2

See the reverse side of this sheet for general information on this product.



Quality
Service
Innovation

GENERAL SEWING INSTRUCTIONS



Figure 1

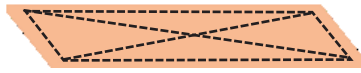


Figure 2



Figure 3

-
- Slitting (*lengthwise cut*): Due to the general weave construction of VELCRO® brand hook and loop tapes, the possibility of fraying can occur if the tapes are slit or cut in a lengthwise direction. It is for that reason that the tapes are woven with a 2mm selvage along both edges.
 - VELCRO® brand fasteners are not limited by directional forces. While there are differences, you can generally use them in any alignment.
 - VELCRO® brand hook tape is the most durable part of the fastening closure and consequently “harsher” to the touch. The loop, or soft, part of the closure should be facing more delicate or sensitive areas such as human skin or textured fabrics.
 - Standard fastening application requires stitching along all four edges of each tape component, forming a “box” stitch (*Fig. 1*). We strongly advise against sewing along two edges without completing the box stitch.
 - Where extra strength may be needed, you may need to secure the tape with a cross stitch (*Fig. 2*), or by stitching additionally straight down the middle of the tape (*Fig. 3*).
 - Nipping the corners of the tape enhances its appearance and eliminates sharp points.
-

USEFUL INFORMATION

Temperature Range

HIGH	LOW
93°C	-56.7°C

Based Upon 1000 Hours of Exposure.

IMPORTANT NOTICE TO PURCHASER

All statements, technical advice and recommendations contained herein are based on tests believed to be reliable, but the accuracy thereof is not guaranteed, and the following is made in lieu of all warranties, expressed or implied: Seller's and manufacturer's only obligation shall be to replace the quantity of product proved to be defective. Neither seller nor manufacturer shall be liable for any injury, loss or damage, direct or consequential, arising out of the use of or the inability to use the product. Before using, user shall determine the suitability of the product for its intended use, and user assumes all risk and liability whatsoever in connection therewith. No statement or recommendation not contained herein shall have any force or effect unless in an agreement signed by officers of seller and manufacturer.



VELCRO AUSTRALIA. PTY LTD.

5 - 11 David Lee Road, Hallam Victoria. 3803.

Phone: (03) 9703 2466 Fax: (03) 9703 2305

Free Call: 1800 337 024

www.velcro.com.au

*Quality
Service
Innovation*